

## Display Hall Map



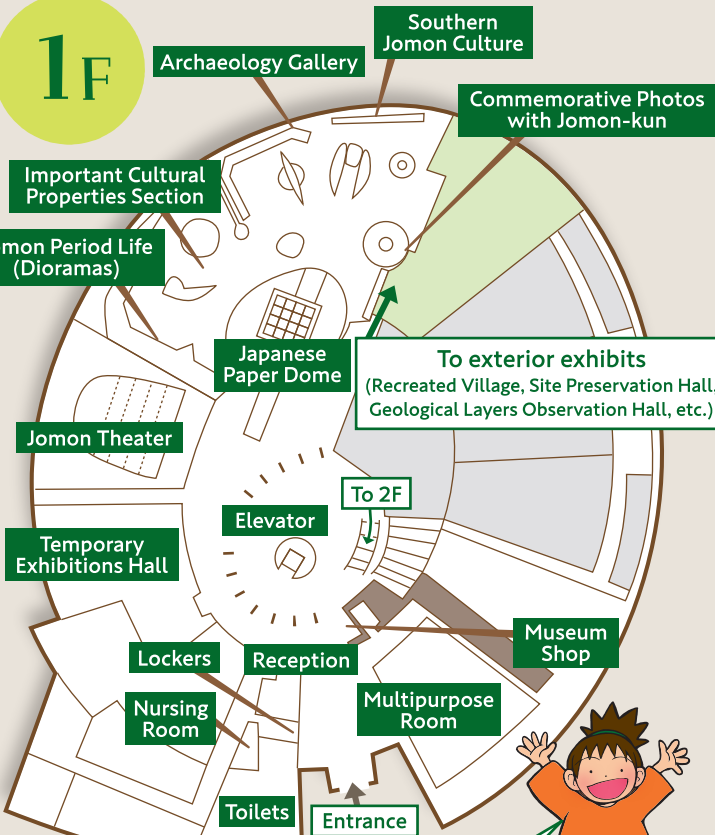
3F

**3F Observation Deck**  
Offers views to the  
Kirishima Range.

2F

**2F Rest Area and  
Vending Machines Corner**

1F



Your chance to  
buy items  
only available  
here!

### Uenohara

Pottery and stone vessels are some of the artifacts from about 8,600 years ago (Important Cultural Properties)

The people living on the Uenohara Plateau ingeniously created tools of a range of shapes and sizes, decorated themselves with necklaces and ear decorations, and created pottery with complex designs. This suggests relatively easy and prosperous lives.

## Information

[HOURS] Display Hall: 9:00 a.m. to 5:00 p.m. (last entry at 4:30 p.m.)  
Hands-On Learning Hall: 9:00 a.m. to 4:30 p.m. (last entry at 4:00 p.m.)

[CLOSED] Every Monday (or the following day if Monday is a public holiday)  
(Open all days from April 29 to May 5, and August 13 to 15)  
December 30 to January 1 (New Year holiday period),  
Mid February (temporary closure)

[ENTRY FEES] (Group fees apply to 20 or more persons)  
Individuals: Ages 6-15: 150 yen / Students: 210 yen / Adults: 320 yen  
Groups: Ages 6-15: 120 yen / Students: 160 yen / Adults: 250 yen  
(Fee reductions are available for Kagoshima Prefecture schools visiting as part of their educational activities.)

[PARKING] 400 spaces (free)  
\*Large bus parking is available on the Display Hall side.

[WHEELCHAIR/STROLLERS RENTAL]

Wheelchairs and so on are available at the Park.

Please ask an attendant if you need one.

Available equipment: Wheelchairs, strollers, electric carts (limited numbers only)



## Park Rules

Uenohara Jomon-no-Mori has been selected as one of the 100 Best Historical Parks in Japan. The grounds are rich in nature that recreates the plants of the Jomon period, and include the Uenohara Site, a National Historical Site. To ensure all visitors can enjoy the Park safely and comfortably, please comply with the following rules.

**No vehicles are allowed in the Park (other than the Parking Lot).**  
(Please contact us ahead of time if you need to drive in the Park.)

**No pets are allowed in the Park.**

**No fires (including fireworks and barbecues) are allowed in the Park.**

**Do not pick or cut plants or trees in the Park without permission.**

**No vehicles in the Park:**  
Main vehicles this applies to: Bicycles (including with training wheels), unicycles, tricycles, Strider bikes, hand-pushed three-wheeled kickboards, roller skates, inline skates, etc.

## Getting to Jomon-no-Mori



## Inquiries



## Uenohara Jomon-no-Mori

Kagoshima Prefecture Cultural Promotion Foundation (Public Interest Incorporated Foundation)  
1-1 Uenohara Jomon-no-Mori, Kokubu, Kirishima City, 899-4318

Tel: **0995-48-5701**

Fax: **0995-48-5704**


E-mail: **uenohara@jomon-no-mori.jp**

Website: **https://www.jomon-no-mori.jp/**

As October 2024



Website



Instagram

# Travel Back in Time to the World of Ten Thousand Years Ago!



Uehara National Historical Site 100 Best Historical Parks in Japan

KAGOSHIMA PREFECTURE **Uenohara**  
**Jomon-no-Mori**



### Important Cultural Properties Section

See artifacts from around 8,600 years ago that have been designated as Important Cultural Properties.




### Archaeology Gallery

See regularly updated displays of the latest research results, including items related to the history and culture of the southern islands, materials from archaeologist Sadanori Kawaguchi.



### Jomon Period Life (Dioramas)

Here we have recreated Uenohara Village as it might have looked on a day some 10,600 years ago.



### Southern Jomon Culture

Here you can see pottery and stone vessels that show the features of Southern Jomon Culture. There is a stunning amount of Jomon pottery across the entire wall.



**Commemorative Photos with Jomon-kun**



### Jomon Theater

This presents the world of the Jomon period through cartoons. (About 20 minutes)





**10 Panorama Hill**  
From here you can see the Kirishima Range and other wonderful panoramic views.

### 11 Ancient Pond and Stream

A man-made stream flows through the Park. Oga lotuses, an ancient type, flower in Ancient Pond every summer.



### 9 Obstacle Course

"Tarzan" Rope" and "Boars Pit" are some of the many obstacles awaiting you on this fun course made from wood.

## Hands-On Learning

### 7 Hands-On Learning Hall

Experience Jomon living the fun way.

\*Individuals do not require reservations, so are free to experience Jomon culture any time.

\*Groups should contact us in advance.

\*Please note that Hall hours can change due to events, etc. Please check our website.

#### Sample Menu

- Making accessories
- Mother-of-pearl items
- Acorn art
- Hand-painting pottery
- Making and playing with bows and arrows
- Making pottery (for later collection)
- Starting fires (not available on rainy days)
- Jomon missanga
- Angin weaving And more



Making pottery



Playing with bows and arrows



Starting fire



Mother-of-pearl



### 6 Kagoshima Prefectural Buried Cultural Properties Center

The Center carries out archaeological investigations throughout the prefecture. Its findings are published in its Archaeological Investigations Report, and it also carries out a range of work for the preservation and utilization of buried cultural properties. (\*Closed weekends and public holidays)



### 8 Festival Plaza

This spacious site can be used for events and recreational activities (Groups should contact us in advance).



## Jomon-no-Mori Park Map



**1 Jomon-no-Mori Display Hall** See the Display Hall Map for details.



### 2 Geological Layers Observation Hall


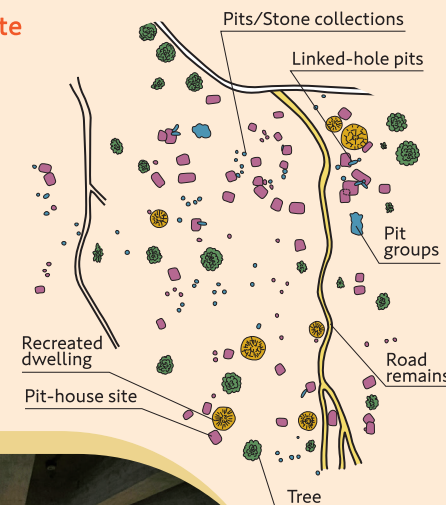
You can go underground and see the layers of living earth the Uenohara Plateau is on.

- Layer 1: Post-excavations earth fill
- Layer 4: Ash from the Akahoya eruption (approx. 7,300 years ago)
- Layer 5: Where the Important Cultural Properties came from
- Layer 7: Where the village remains were found
- Layer 8: Ash from the Satsuma eruption (approx. 12,800 years ago)
- Layer 14: Shirasu (Aira Caldera ejecta, approx. 29,000 years ago)



### 5 National Historic Site

Here there were once two roads connecting 52 dwellings, along with 39 collections of stones and 16 linked-hole pits, which were used for cooking. These were all linked organically, forming the village as a whole. This was a large settlement that typified the style of the early years of permanent settlement. It has been designated as a National Historical Site in recognition of its importance as one of the earliest Jomon period sites in Japan.



### 4 Site Preservation Hall

Part of the Jomon village site has been preserved for display as it was discovered.

### 3 Recreated Village

This recreates a village from about 10,600 years ago, with pit-houses, collections of stones, linked-hole pits, and so on. You can get an idea of how people lived back then.

